




DynaVibe
PROP BALANCERS

STANDARD BRACKET PACKET



ACCELEROMETER
MOUNT



PHOTOTACH
MOUNT

PHOTOTACH
COWLING MOUNT



These are the standard brackets that fit most aircraft or can be easily modified to fit your application.


MG2403702-A

BRACKET MOUNT EXAMPLES


PHOTOTACH FLAT MOUNT



STANDARD ACCELEROMETER MOUNT



A case bolt adapter used to connect to the engine case.



PHOTOTACH COWLING MOUNT




Image shows usage with placement on the top of the engine cowling.